

■ GEBERIT

150
YEARS
OF TOMORROW

GEBERIT PRODUCT PORTFOLIO

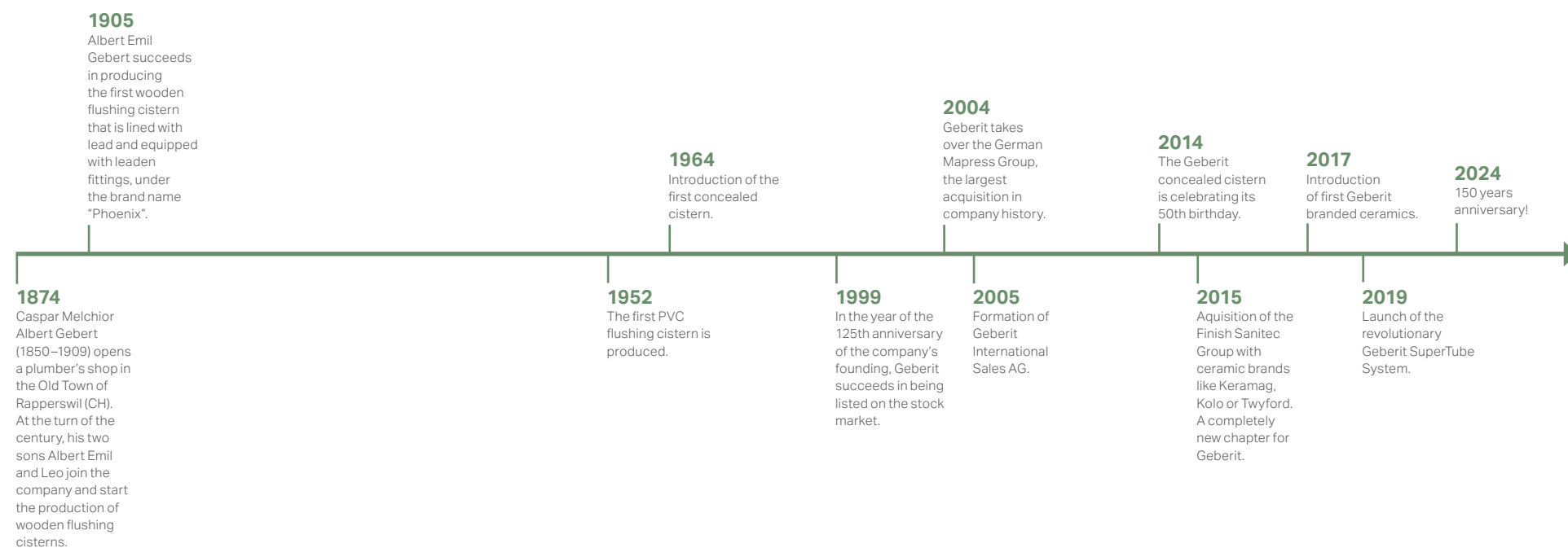
WE MANAGE WATERFLOWS

DESIGN
MEETS
FUNCTION



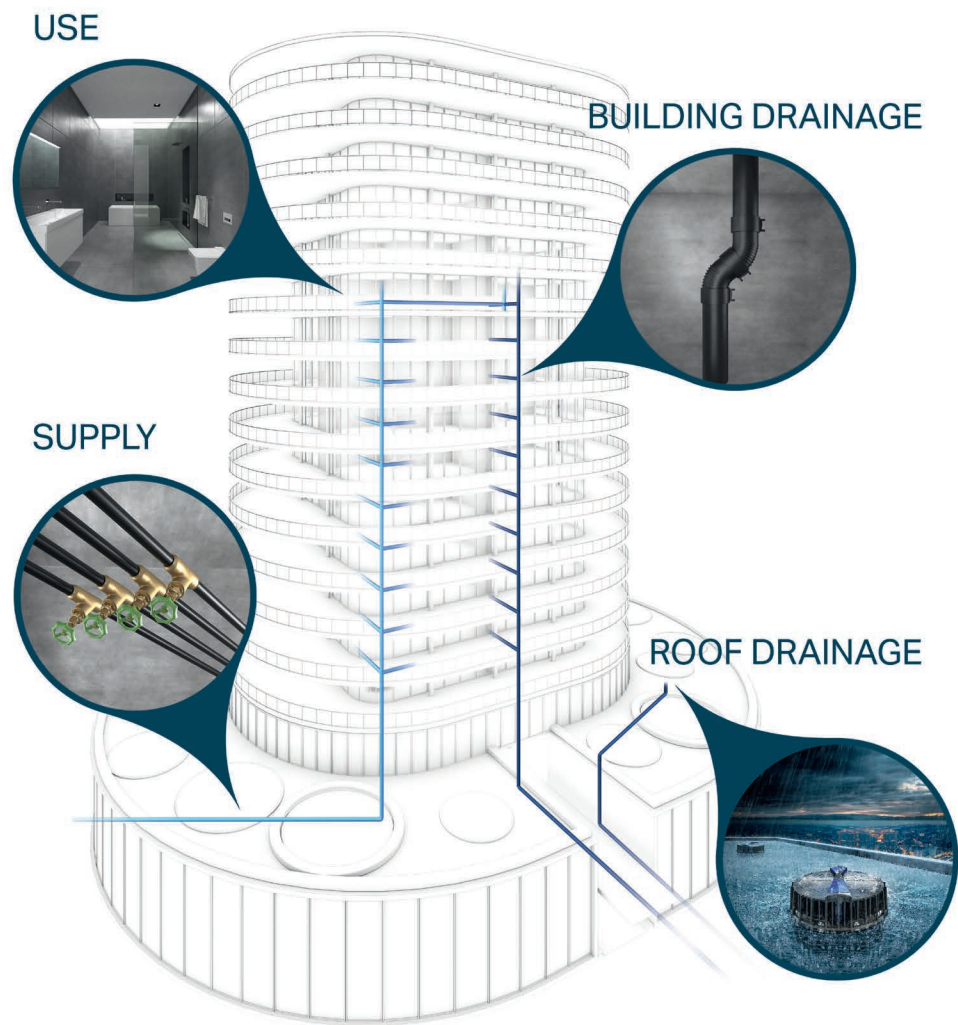
EVENTFUL HISTORY

Since the day it all began in 1874 in Switzerland, we have been defined by our experiences. Geberit has been among the pioneers of the industry and is still setting trends with comprehensive system solutions. With more than 12,000 employees in over 40 countries, Geberit stands for innovation, durability and ecological efficiency.



FROM BEGINNING TO END

GEBERIT SYSTEMS FOR THE WHOLE BUILDING
 Geberit systems deliver solutions for water supply, use, flushing and drainage.



1 SUPPLY
 Geberit supply systems are easy to install, have high pressure and temperature resistance and low noise transmission. See more on page 32.

2 USE
 Geberit bathroom appliances like the WC system consisting of concealed cisterns, actuators and ceramics, as well as furniture, taps or urinals meet all the requirements regarding design, longevity and hygiene. Geberit sanitary systems have continually set trends for more than 150 years. Find more from page 12 onwards.




3 BUILDING DRAINAGE
 Geberit waste water drainage systems meet all the expectations regarding an easy installation, reliability, capacity and soundproofing properties. Get informed on page 28.

4 ROOF DRAINAGE
 Geberit roof drainage systems cover solutions for domestic, industrial and commercial applications. Find out more on page 30.



ALL INCLUSIVE
 Geberit has got more to offer than only products. Through constant research and development Geberit makes sure that their technology and design not only meets the standards but is state-of-the art.

Besides the product range, Geberit offers a lot more services:

- | | | |
|---|--|--|
|  CERAMICS & FURNITURE |  SANITARY SYSTEMS |  PIPING SYSTEMS |
|  LOGISTIC SERVICES |  SUPPORT MATERIAL |  TRAININGS |
|  SPECS & DESIGN |  TECHNICAL SUPPORT |  AFTER SALES SERVICE |

DESIGN MEETS FUNCTION

High quality ceramics and stylish furnishings create a unique ambiance. Sophisticated systems and innovative designs ensure absolute dependability. Self-supporting mounting elements for all plumbing objects deliver safety and stability.



GEBERIT FURNITURE

Be it a mirror, a shelf or a cabinet: Geberit offers a lot of beautiful designs for bathroom furniture. All made from water-resistant material.



GEBERIT SHOWER DRAINS

Smoothly integrated in the floor or the wall: the Geberit shower drains add a lot to the modern look of a bathroom.



GEBERIT CERAMICS

Washbasins, toilet ceramics, bidets, urinals: everything available with Geberit. The whole bathroom appliances from one source.



GEBERIT AQUACLEAN

The toilet that cleans you with water. But the Geberit AquaClean offers a lot more than just a shower function.



GEBERIT ACTUATOR PLATES

A wide range of actuator plates provides designs for every taste and for every surrounding: in private, semi-public or public bathrooms.



GEBERIT URINAL SYSTEM

Geberit's urinal system offers modern design and extremely easy maintenance.

DESIGN
MEETS
FUNCTION

KNOW-HOW INSTALLED

The piping systems of Geberit stand for know-how in the field of sanitary technology. From supply systems for residential, industry and public buildings, to drainage systems for roofs and buildings, Geberit provides a huge range of products and state-of-the-art technological solutions in the area of hydraulics, fire protection, sound insulation, reliability and environmental properties.



GEBERIT MEPLA

The flexible multi-layer pipes are really easy to install and to be used for drinking water installations and for radiator connections.



GEBERIT DUOFIX INSTALLATION SYSTEM

The Geberit Duofix Installation System is quickly installed, offers a lot of design possibilities in your bathroom and fulfills all requirements for sound and fire protection. The Duofix system studs are inserted tool-free.



GEBERIT MAPRESS

This metal piping system that comes in several different compositions is made for all sorts of supply installations: for domestic but also industrial applications.



GEBERIT POWER & CONNECT BOX

The ready-to-fit set is used when electricity is actually needed at the WC. The installation set should be mounted together with the installation element and fitted with the conduit pipe by a qualified electrician. Like this you are prepared to install a Geberit AquaClean even at a later date.



GEBERIT HDPE

The product for all seasons: it is a highly flexible, resistant and long-lasting material that can be easily prefabricated.

**KNOW
HOW
INSTALLED**

CONTENTS

12 GEBERIT CERAMICS,
FURNITURE AND GEBERIT
AQUACLEAN



16 GEBERIT DUOFRESH,
ACTUATORS, GEBERIT
MONOLITH AND THE
COLOUR CONCEPT



20 BEHIND THE WALL



22 SHOWER DRAINS

24 GEBERIT URINAL SYSTEM



28 WASTE WATER AND ROOF
DRAINAGE SYSTEMS

26 TAP SYSTEMS AND URINAL
CONTROLS



30 WATER SUPPLY SYSTEMS

FURNISH YOUR SPA

ALL YOU NEED FOR YOUR BATHROOM



↑ BATHROOM CERAMICS PLANE AND GLAZED

Geberit offers a huge variety of ceramic products like toilet bowls, bidets, washbasins and urinals. Most of the products can be provided with KeraTect, a special fired to form glaze that makes the surface practically non-porous which reduces the building-up of dirt and bacteria. That makes cleaning a lot easier. Rimfree toilets and urinals add also much to a hygienic bathroom, as there are no hidden hollow spots. Dirt is easy to see and can be removed in a flash. Some WC ceramics are even adjustable in height to adapt to your personal needs without any additional building work.

CUTTING A FINE FIGURE:

- A vast variety of products available
- Long-lasting quality
- Special fired to form glaze available (KeraTect glaze)
- Hygienic surfaces




↑ FURNITURE BATHROOM STORAGE

Geberit's ceramic product lines also include bathroom furniture that combine high aesthetic standards with a special level of comfort. From closets, shelves and vanity units, to roll stools and mirrors – a big choice to style your bathroom. There are a number of features that can be integrated into the furniture to make your life easier.

PRACTICAL STORING:

- Big choice of products and designs
- Smart storage solution
- A lot of accessories available
- Moisture resistant material



↑ MIRROR, MIRROR ON THE WALL

Design requirements in the bathroom are as diverse as they are individual, which is why Geberit has extended its product range to include a wide selection of illuminated mirrors to suit various budgets and requirements.

ILLUMINATED REFLECTIONS:

- Big variety of models, sizes and forms
- Direct and indirect lighting possible
- Warm white light for a cosy ambience
- Magnifying mirrors available
- New fastening solution for effortless and secure mounting



- Big variety of products
- Big variety of designs
- Outstanding and long-lasting quality

Geberit CleanLine80, Geberit Option round mirror, Geberit iCon washbasin and furniture, Geberit iCon WC and bidet, Geberit Sigma70 actuator plate



- The Geberit WCs with TurboFlush provide a flushing performance that is 10 times better than the standard requirements
- Less cleaning agent necessary
- More hygienic as there are no hiding places for germs
- A lot of Rimfree ceramics available
- Almost non-porous surfaces with KeraTect glaze

FEEL FRESH WITH WATER

CLEAN AT THE TOUCH OF A BUTTON



↑ GET CLEANED WITH WATER

Water is irreplaceable for hygiene and our well-being. It is all the more astonishing that we are satisfied with only toilet paper when going to the toilet. In the hygiene culture of the Far East, it has long been a matter of course to clean yourself with water after using the toilet. And here, too, more and more people are enthusiastic about the gentle and natural toilet hygiene with water instead of paper. Because water cleanses, refreshes and gives us a new sense of wellbeing. If you clean yourself with water after using the toilet, you feel as if you have just had a shower.

The Geberit AquaClean is the toilet that cleans you with water. A new kind of personal hygiene that is gentle and natural. It gives you a sense of freshness and cleanliness that you will soon not want to live without. There is a perfect model for every bathroom.



↑ GEBERIT AQUACLEAN FULL SOLUTIONS

Geberit AquaClean Mera provides complete convenience and meets the highest design and function demands. The AquaClean Sela features a timeless, purist round or square design. This elegant shower toilet is characterised by a clear expression of form, high-quality materials and functions that are extremely simple and intuitive to use. The AquaClean Alba is simple yet elegant addition to the product family that makes for the perfect entry model. The AquaClean Tuma shower toilet is a compact all-rounder which offers surprisingly versatile possibilities for every bathroom.

MOST PRIVATE LUXURY:

- A new level of comfort for your bathroom
- New whirlspray technology
- Seat heating, orientation light and TurboFlush available



↑ GEBERIT AQUACLEAN SEATS

The toilet seats are compatible with virtually any toilet, and installation is extremely easy. You can decide for yourself just how much comfort and how many different functions you want from your Geberit AquaClean. AquaClean Tuma is also available as a WC enhancement.

EASY ADAPTION:

- Simple assembly of the toilet seats



Geberit AquaClean Alba with actuator plate Geberit Sigma20 and washbasin Geberit ONE and Geberit Option Round illuminated mirror.

- Perfect model for every bathroom
- Big variety of comfort functions like seat heating, comfort light, etc.
- Whirlspray technology
- Fresh out-of-the-shower feeling



Lake Alba in Grisons, Switzerland

FUNCTIONAL DESIGN

INNOVATION AT ITS BEST

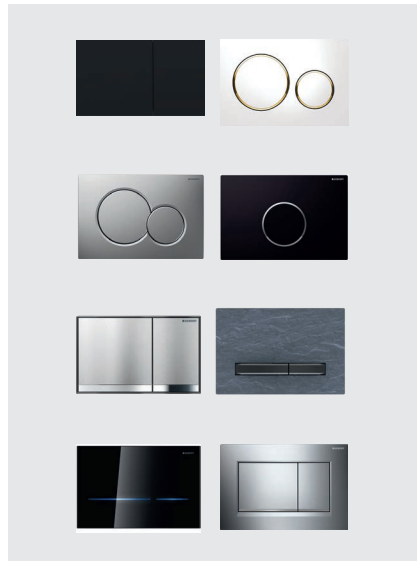


↑ GEBERIT DUOFRESH PURE AIR

The Geberit DuoFresh module removes bad air directly from the WC ceramic appliance, purifies it using a ceramic honeycomb filter and then returns it to the room. Thanks to a proximity sensor, the odour extraction always switches on automatically as soon as someone sits down on the toilet. The odour extraction is therefore also a great idea for guest WCs. Benefit from additional comfort thanks to an LED orientation light. The Geberit DuoFresh module can be easily installed in any Geberit Sigma cistern and can be combined with almost any actuator plate from the Sigma range.

FRESH AIR FOR YOUR WELL-BEING

- Unpleasant odours are extracted right at their source
- Discreet look thanks to the integration of the odour extraction unit into the concealed cistern
- Can be combined with most of the Sigma actuator plates
- Orientation light for the night
- Maximum ease of use



↑ GEBERIT ACTUATORS TANGIBLE DESIGN

Reliable and attractively designed, Geberit actuator plates come in different styles, flush options, colours and finishes to complement all kinds of bathroom design. They offer functionality that will withstand being pushed time after time. And if you prefer a touchless solution or remote actuation, an integrated infrared sensor flushes the toilet. The remote control can be built into a hand rail to conveniently activate the flush.

DUAL FLUSH SAVES WATER

Actuator plates for two different amounts of water are our contribution to water saving. Environmental protection is also good for the budget. The dual flush system, with buttons for 3 or 6 litres of water, brings real water savings to every household.

→ www.geberit-global.com/showroom



↑ GEBERIT MONOLITH SOLID AS A ROCK

The Geberit Monolith sanitary module can be combined with almost every WC ceramic. In most cases it can be quickly hooked up to existing connections – a real advantage in major renovations. Choose from different colours for the front cladding. The Geberit Monolith is also available for Geberit AquaClean Mera, Sela and Alba. Additionally, the Monolith Plus offers a ComfortLight that creates a pleasant ambiance in your bathroom.

REASONS FOR A GEBERIT MONOLITH

- Gentle renovation possible
- A design piece for your bathroom
- Several colours to choose from for the front
- Two colours to choose from for the side cladding
- For wall-hung and floor standing WCs



- Geberit DuoFresh purifies the air in unventilated rooms
- A huge range of design possibilities with the Geberit actuator plates
- Geberit Monolith in several colours

Geberit Option round mirror,
Geberit Monolith, Geberit iCon
WC, washbasin and furniture

THE GEBERIT COLOUR CONCEPT

Geberit is offering products that will contribute to a perfect, harmonious and complementary look in your bathroom. Up to now you found furniture of a product line in according colours and shapes, with defined materials. Now we moved a step further and started to adapt the adjacent product range with matching colours, surfaces and style. That means that your bathroom can be planned in a coherent style, with matching products. From actuator plate, to furniture and shower drain.

Geberit Option Plus mirror,
Geberit VariForm washbasin
and furniture, Geberit Sigma20
actuator plate, Geberit iCon WC

PLAY OF COLOURS

FOR EVERY TASTE



DARK COLOURS:

Black ist beautiful - and this fashionable interior design colour is now popular in the bathroom too. Geberit's unadulterated interpretation features a stimulating interplay of glossy and matt elements. Not only the surfaces of the actuator plates are available in dark colours, but also the metal surfaces of the actuation buttons come in black chrome. These can be combined with all sorts of plate-surfaces and therefore offer a wide range of possibilities.

- Divers dark tones for the actuator surfaces in glass, plastic and slate.
- Black chrome actuation buttons for Geberit Sigma50 actuator plates.
- Black chrome design rings on the buttons of Geberit Sigma21 actuator plates
- Geberit Monolith in black or lava glass
- Geberit CleanLine80 in black chrome
- Geberit urinal flush plates in black chrome



WARM COLOURS

The classic golden tone of brass is experiencing a true renaissance and adds a touch of glamour to any bathroom. Red gold, with its intense copper tone, exudes a high-quality sense of warmth in bathrooms and makes a strong statement when combined with luxury surfaces in light or dark shades.

- Actuator surfaces in black walnut, concrete and copper look
- Brass and red gold actuation buttons for Geberit Sigma50 actuator plates
- Brass and red gold design rings on the actuation buttons of Geberit Sigma21 actuator plates
- Geberit Monolith in sand grey glass
- Geberit CleanLine80 in champagne
- Geberit urinal flush plates in brass and red gold



BRIGHT COLOURS

White is the traditional colour in a bathroom and will never lose its appeal. Refined matt and glossy surfaces reveal a different side to this classic choice for bathrooms and the design rings and stripes maintain a tone-in-tone look and create subtle accents.

- Matt and glossy surfaces for actuator plates in plastic, metal and glass
- White matt design rings on the actuation buttons of Geberit Sigma21 actuator plates
- White matt design stripe on Geberit Sigma30 actuator plates
- Geberit Monolith in white or mint
- Geberit CleanLine in brushed stainless steel or tileable
- Geberit urinal flush plates in white or chrome

SOLUTIONS FOR MODERN BATHROOMS

EVERYTHING FOR A WORKING SANITARY SYSTEM



↑ GEBERIT KOMBIFIX SOLID AS A ROCK

For solid constructions Geberit Kombifix is the right product to be used. It has good noise reduction qualities, is extremely reliable and is designed to carry weights up to 400 kg. The Geberit Kombifix installation element is installed directly into the wall. For installation before the brick wall is built up, the Kombifix element is set on feet and the wall is built around it. For installations in a space inside the wall, the gaps around the Kombifix element are filled with bricks to support the element.

MAIN REASONS FOR A GEBERIT KOMBIFIX

- For solid brick wall
- For renovation existing bathrooms
- For new buildings
- 50 years guaranteed spare parts availability*



↑ GEBERIT DUOFIX FRAMED FUNCTIONALITY

The fastest installation solution is Geberit Duofix. It is a universal installation element that can be placed either inside or in front of a dry wall, as well as in front of solid constructions. As a preWall element, the Geberit Duofix is ideal due to its stability. No bricks are needed. Its height, the integrated feet, as well as its depth, are very easy to adjust, therefore simplifying the installation even more. With the wall fastening set, the self-supporting Duofix frame is fastened to a solid wall, where it remains firmly anchored, when covered with panels.

GEBERIT DUOFIX OFFERS

- Simple and fast installation, therefore cost-saving
- Structural walls are not influenced
- For new construction and renovation
- Pre-assembled and self-supporting
- For dry wall construction
- 50 years guaranteed spare parts availability*



↑ GEBERIT INSTALLATION SYSTEMS LIMITLESS CREATIVITY

The Geberit GIS or the Geberit Duofix installation system allow a quick and easy frame installation, which support all kinds of sanitary ware from washbasins to toilets. There are no limits to creative bathroom ideas. Regardless of whether it's a new building project or the modernisation of an existing bathroom. For example you can place the toilet against a new partition wall that is creatively dividing space.

THE ADVANTAGES OF GIS

- Individual assembly on-site
- Prefabrication of whole units possible
- New creative possibilities for your bathroom
- For dry wall construction
- 50 years guaranteed spare parts availability*

* on all replaceable mechanical parts of the concealed cistern

GEBERIT WC SYSTEM

Geberit develops WC systems that optimise the entire water circuit from the cistern to the WC and into the discharge pipe. The inner geometry of the Geberit WC ceramic appliance is designed to convert the energy of the cistern to allow the best possible flushing of the toilet. This guides the flush water through the rimless ceramic appliance in a powerful vortex. As it flows out, the water is controlled precisely, enabling a complete surface flush. Flushing-out performance is up to 10 times better than the specifications of international standards and is particularly quiet.

See for yourself at
www.geberit-global.com/wc-system



Huge variety of actuator plates



50 years
guaranteed
spare parts
availability*



Better flush
performance with
Geberit TurboFlush



Easy to clean surfaces

Geberit Duofix, Geberit actuator
plate Sigma70, Geberit Acanto
WC ceramic

DISCREET AND SMART

IMPORTANT DETAILS FOR YOUR BATHROOM



↑ GEBERIT WALL DRAIN FOR SHOWERS – INNOVATIVE WALL-DRAINAGE

Floor even solutions for showers are getting more and more popular. An alternative to traditional wet room drainage is the Geberit wall drain for showers which integrates the drainage into the wall. The drain is not interrupting the floor and this opens up the room. The hair trap can be easily accessed and the removable front cover makes cleaning quick and easy. Floor heating can be installed without any interruption underneath the floor of the shower.

DISAPPEARING IN THE WALL

- Never standing on the drain again
- More freedom in your bathroom design
- Classy and highly functional design
- Easy cleaning



↑ FLOOR EVEN SHOWER SOLUTIONS – SHOWER IN STYLE

The Geberit CleanLine shower channel is an alternative for floor even showers. It has a two-piece design: The trap is mounted below the surface and a sealing foil is firmly connected to the drain to ensure maximum tightness. On top there is a collector surface in stainless steel, which can be cut to length. It can be placed either close to the wall or in the middle of the shower area.

The Geberit shower surface Olona is made of high-quality solid surface material that not only feels silky-smooth and warm to touch, but is also easy to clean.

CROSSING THE CHANNEL

- Two positions for the installation: in the room centre or at the wall
- Unique design with collector surface comb insert and trap
- Simple cleaning and modern linear appearance



↑ GEBERIT TRAPS AND BATHTUB DRAINS – THE PERFECT FLOW

Geberit traps for washbasins are shaped for optimised flow. Among other things, Geberit uses computer-animated simulation technology in the continuous development of products. The traps for washbasins therefore offer a high discharge rate as well as a considerable self-cleaning effect which prevents clogging.

Geberit bathtub drains ensure simple, safe and tension-free installation in almost any construction situation. The Geberit traps are shaped for optimised flow, thus ensuring a high discharge rate and very good self-cleaning effect.

BEAUTIFULLY FUNCTIONAL

- Elegant design
- Self-cleaning
- High discharge rate



Geberit CleanLine50

- Elegant and modern design
- Self-cleaning bathtub drains and traps
- Several surface colours available



Geberit CleanLine80

- Easy cleaning
- More hygienic
- High discharge rate

INTELLIGENT DESIGN

FLEXIBLE COMPONENTS

PRIVATE PUBLIC SPHERE



↑ GEBERIT URINAL SYSTEM THE COMPLETE SOLUTION


The Geberit urinal system includes the ceramic, the integrated flush system and the urinal element. Only 0.5 litres of water are enough to ensure an optimal flushing out as the spray-head has been precisely designed to fit the ceramic pan.

There are three options of operation: mains or battery operation or as a self-sustaining unit using an integrated generator.

The maintenance is very simple, as the ceramic unit does not need to be removed from the wall.

COMPLETELY CLEAR WHY:

- All from one source
- Easy maintenance
- Water saving
- For mains, battery or self-sustaining operation
- Waterless operation possible
- Quick solution



↑ GEBERIT PARTITION WALLS COMFORTABLE PRIVACY

The Geberit partition walls are made of either glass or plastic and come in a trapezian shape.

They are secure, durable, easy to care for, and meet high aesthetic demands. The attachment of the glass partition walls is entirely hidden by a cover made of anodised aluminium. The track is securely held by a magnetic system, which can only be removed with a special technology. The hidden attachment not only looks better, it is also easier to keep clean than visible attachments.

HIDE AND SEEK:

- Secure and durable material
- Hidden attachment to the wall
- Several colours available
- Made of glass, ceramic or plastic



↑ GEBERIT BARRIER-FREE SOLUTIONS FULL ACCESS

Geberit offers products that unite modern design and reliable functionality. The additional products for the less abled integrate harmoniously in the rest of a modern bathroom and there is no reason not to design a beautiful place of well-being.

From the cistern, the ceramics, remote actuation, to washbasins and special traps: a lot of possibilities to make a bathroom barrier-free.

DESIGN AND FUNCTIONALITY:

- Reliable and long-lasting quality
- Modern design
- Installations bear heavy loads up to 400 kg



- Minimal water-consumption with 0.5 litres
- Three options of operation: with battery, mains and self-sustaining generator
- Rimfree ceramics
- Touchless flush actuation for improved hygiene



- Easy maintenance
- Easy retrofitting possible

- Recommendable for public areas
- Reliable planning
- Easy installation
- Rapid maintenance and service
- Economical operation
- Attractive design
- Vandal-resistant



Geberit Brenta deck-mounted tap



PUBLIC AREAS HANDS-FREE

SOPHISTICATED HYGIENE




↑ GEBERIT TAP SYSTEM TOUCHLESS TECHNOLOGY

The Geberit tap system provides functional reliability, particularly in highly frequented areas. The tap housing is anchored firmly in the Geberit installation element and delicate components are separate from the tap, virtually eliminating the risk of damage due to moisture or vandalism. In the past, it was the control technology which made many touchless taps larger and less elegant than conventional taps. Geberit's new tap system provides a superior solution to this problem.

TAP DANCE:

- Easy maintenance
- Water saving
- Very hygienic
- Vandal-proof
- For mains or battery operation
- Available in bright chrome, stainless steel finish and black matt



↑ GEBERIT URINAL AND WC CONTROLS INTELLIGENT FLUSHING

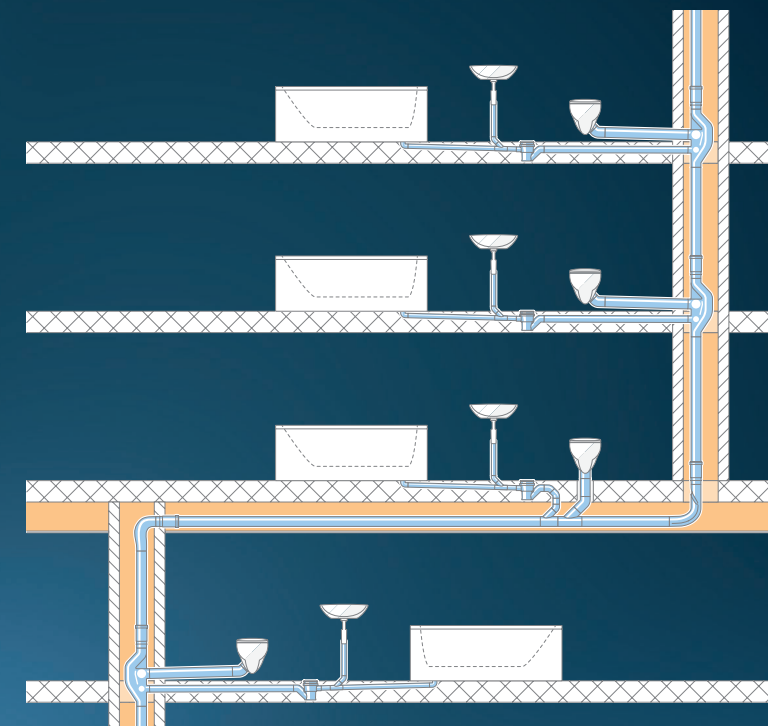
Geberit urinal and WC controls detect the presence of the user with short-wave infrared emissions and activate the automatic flush immediately after each use. The sensor is protected by a highly resistant and yet elegant cover. In addition to the flushing after use, automatic flushes can be programmed at set intervals to avoid stagnation in the toilet and pipes. This means that for every given set of circumstances it is possible to find the balance of hygiene and economy of water consumption.

PHYSICAL CONTACT REDUCED TO THE MAX:

- Programmable flushing
- Water saving
- Hygienic
- Elegant design
- Vandal-proof
- No need for fragrance blocks



- More living and floor space
- Simple planning and installation
- Smaller, consistent pipe diameter
- No additional ventilation pipes
- Horizontal pipelines without slope*



↑
Geberit SuperTube saves space in every direction.

* Up to 6 metres

DRAINING AT THE HIGHEST STAGE

THE GEBERIT WASTE WATER DRAINAGE SYSTEMS



↑
**GEBERIT HDPE
THE MULTI-PURPOSE SOLUTION**
The Geberit HDPE drainage system delivers optimal performance. The system pipes are easily welded and guarantee not only high chemical, thermal and mechanical strength but are also absolutely watertight and possess an extraordinarily high longitudinal strength. Geberit HDPE pipes can even be installed in concrete. Geberit HDPE is ideal for prefabrication. With the majority of work carried out in the workshop, the installation requires just a few simple connections on-site. The light weight of HDPE pipes allows the transport of full assemblies from the workshop to where they are required.

- REASONS FOR GEBERIT HDPE:**
- Resistant to impact and highly flexible
 - Completely leak-proof
 - Resistant to chemicals and high temperatures
 - Wide range of diameters
 - Cast in concrete possible
 - Easy to prefabricate away from site



↑
**GEBERIT SUPERTUBE
THE SPACE-GAINING SYSTEM**
The Geberit SuperTube technology is based on the perfect interplay between four system components. Three clever fittings coupled with the tried-and-tested Geberit HDPE discharge pipe with its high load-bearing capacity combine to create an innovative hydraulic solution that also brings clear additional benefits. These components are permanently welded to ensure a tight connection in the long term.

- GEBERIT SUPERTUBE PROS:**
- Best solution for high-rise buildings
 - Up to 40% more living and floor space
 - Horizontal pipelines without slope*
 - Compatible with Geberit HDPE & Silent-db20
 - Simple planning and installation
 - Smaller, consistent pipe diameter
 - No additional ventilation pipes
 - Economic alternative to conventional discharge stacks



↑
**GEBERIT SILENT-DB20
MUTED SOUNDS**
Geberit Silent-db20 has very good soundproofing properties because of its significantly increased mass. The product is made of mineral reinforced HDPE. The material is UV-resistant due to 2% soot, recyclable, can be welded with Geberit HDPE and its chemical characteristics are like HDPE. The ribs have a vibration dampening effect and reduce the vibration of the pipe and therefore the emission of airborne sound.

- THE SOUND OF SILENCE:**
- The Geberit Silent-db20 has the same qualities like Geberit HDPE
 - Outstanding sound insulation
 - System with numerous dimensions and fittings
 - Hydraulically optimised fittings
 - Safe and permanent connection

THE EFFECTIVE RAIN SOLUTION

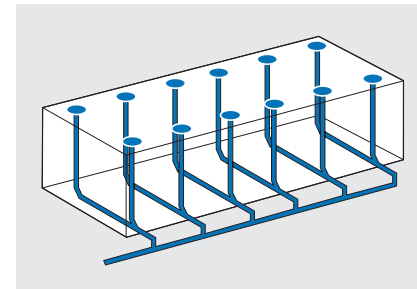
GEBERIT ROOF DRAINAGE SYSTEM



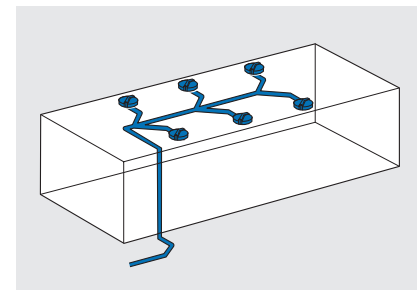
NOT AFRAID OF CATS AND DOGS This simplifies planning and reduces construction time, and it enables planners and architects to go new ways in planning and development of drainage solutions. There is a wide range of Geberit Pluvia outlets available, allowing the connection with every roof material. They can also be transformed into emergency outlets with an additional installation kit.

The Geberit Pluvia roof drainage system includes roof outlets, pipes and fittings made of Geberit HDPE. Unlike conventional roof drainage methods, the Geberit Pluvia system functions as a syphonic system. The pipeline fills completely as rapidly as possible and creating a negative pressure. The water is drawn away by suction and not allowed to drain away constantly. This also ensures an improved self-cleaning function.

The system is cost-effective as smaller pipe diameters can be applied and the Geberit Pluvia system uses significantly fewer stacks and less underground pipes. The Geberit Pluvia roof outlets are linked together directly under the roof with a non-sloping collector pipe. Large roof areas can therefore be drained through a single discharge stack.



↑
Conventional roof drainage system

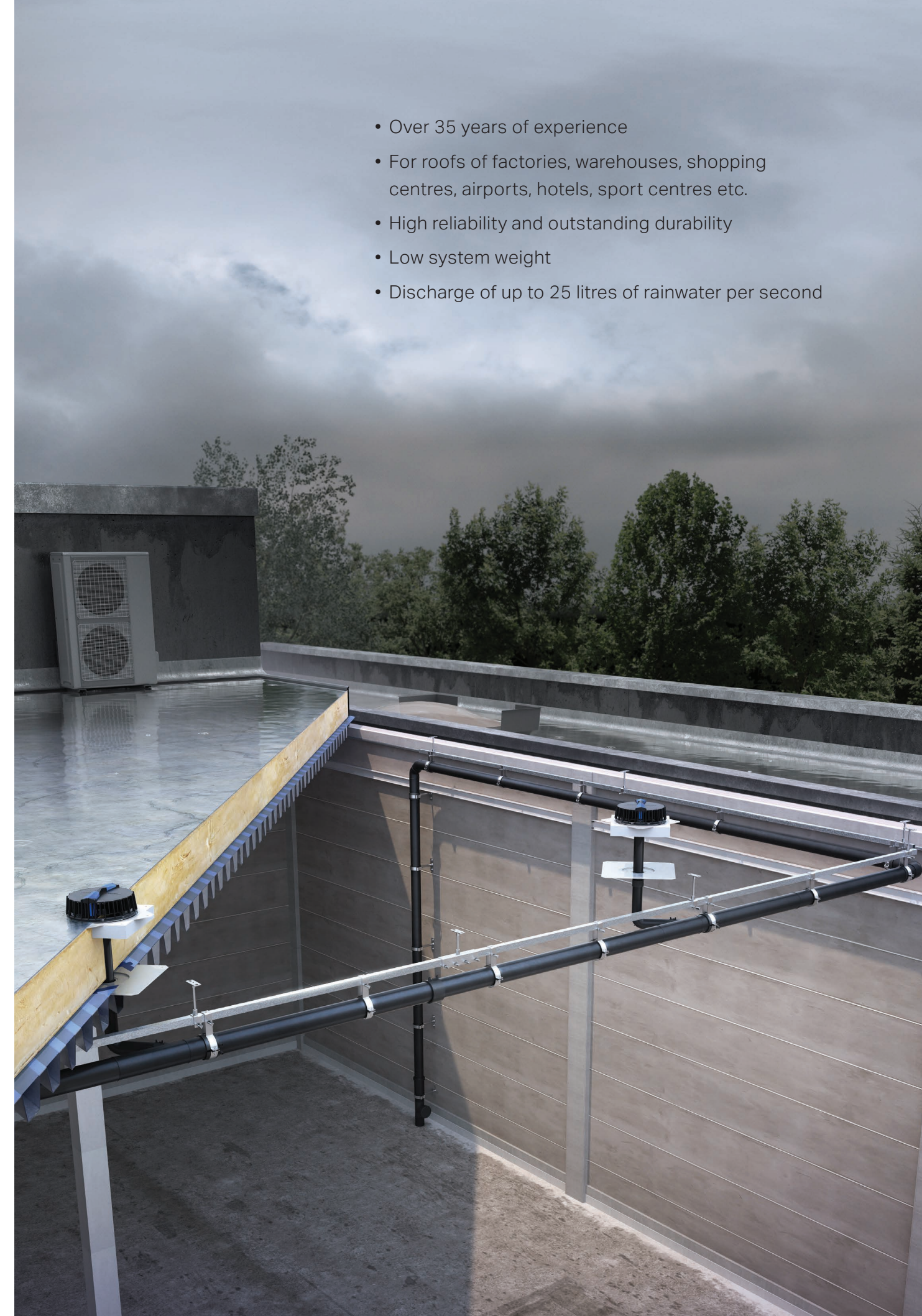


↑
Geberit Pluvia syphonic roof drainage system

10 GOOD REASONS TO GO FOR GEBERIT PLUVIA

- Wide range of applications
- Space-saving
- Less downpipes
- Cost-saving installation
- Less work on-site
- Functions as a syphonic system
- Large areas can be drained through a single discharge stack
- Small pipe diameter
- Less underground pipes, less manholes
- Outlets for all rooftypes

- Over 35 years of experience
- For roofs of factories, warehouses, shopping centres, airports, hotels, sport centres etc.
- High reliability and outstanding durability
- Low system weight
- Discharge of up to 25 litres of rainwater per second





- Optimally coordinated system with fittings, pipes and pressing tool with pressing jaw or collar
- Safety during processing: non-pressed connections immediately apparent
- Strictly implemented quality requirements ensure permanently tight connections
- Flexibility and economic efficiency through systems that can be combined with one another

SIMPLY CONNECTED

THE GEBERIT SUPPLY SYSTEMS



DON'T STRESS. PRESS. EASY ASSEMBLING

Safe and long-lasting connections are the primary goal in all areas of pipe installation. In addition, a quick and easy installation is important to the plumber. The pressing systems Geberit Mapress and Geberit Mepla meet these requirements perfectly. Transitions between different product materials and systems can be realised without any problems thanks to the numerous adapters. For example, in heating installations, Geberit Mapress Carbon Steel can be used for the basement distribution and the riser pipe and the Geberit Mepla multilayer pipe system for the radiator connection – no need for complicated sealing with hemp or the use of a threaded adapter. Just insert, press, done.



GEBERIT MAPRESS THE ALLROUND TALENT

When it comes to hygiene, temperature, pressure or aggressive liquids, you will always make the right decision by choosing Geberit Mapress Stainless Steel, which has proven its worth well, not only in domestic installations, but also in industrial plants. Geberit Mapress Stainless Steel has obtained VdS approval as well as all relevant international approvals for use in sprinkler systems.

THE ALLROUND TALENT:

- For extreme requirements in terms of drinking water hygiene and a high load bearing capacity
- Chemical and thermal disinfection possible
- Can be used for a multitude of media using the corresponding seal rings
- Pressing indicator identifies non-pressed connections even before the pressure test
- Large assortment: 11 dimensions from 12 to 108 mm, roughly 500 fittings
- System compatibility with Geberit Mepla and the other Geberit Mapress product materials



GEBERIT MEPLA THE VERSATILE OPTION

The Geberit Mepla pipe, an aluminium/PE multilayer pipe, allows for easy, safe and flexible processing, whilst also complying with high hygiene standards. The fittings ensure a high degree of safety during processing as well as reliable tightness. These characteristics make Geberit Mepla especially suited to drinking water supply and radiator connections.

FAST AND FLEXIBLE:

- Inherently stable, flexible and corrosion-resistant
- Non-pressed connections are visibly leaky
- High resistance to pressure
- Pipes and fittings hygienically sealed
- Can be chemically and thermally disinfected
- Suitable for any drinking water quality
- Adapters for all Geberit installation elements
- Adapters for quick connections to Geberit Mapress

APPLYING KNOWLEDGE FORMS VALUES

- Geberit owns 29 education centres worldwide
- Every year approximately 30,000 plumbers, architects and planners are trained on Geberit systems and software
- More and more webinars are offered
- Geberit is interested in passing on knowledge and a vivid exchange of experience
- Success at the international level is a matter of dialogue
- Geberit relies on partnership in business relations and fairness in interaction with competitors and associations

Further information on current products is available at:

www.geberit-global.com

Geberit International Sales AG
CH-8640 Rapperswil
Switzerland

sales@geberit.com

www.geberit-global.com

■ GEBERIT

Geberit CleanLine80, Geberit
Option oval mirror, Geberit
VariForm washbasin and
furniture, Geberit ONE washbasin
tap, Geberit Sigma70 actuator
plate, Geberit Acanto with
TurboFlush